

Web-Based Project Management System

With PKS NETPlan® and an Internet connection, your entire project team will be working in a virtual office. Whether you are working on projects in Berlin or Sydney, all the people involved will be kept up to date at all times.

In order to manage the exchange of information efficiently, from the start of the project until its completion, PKS NETPlan® is designed as an ASP (Application Service Provider) solution for immediate use. Professional security measures ensure that your information is protected from unauthorised access.

The right information, at the right time, in the right place!

Our experience and the practical demands of the office have quickly turned PKS NETPlan® into a flexible communications system.

The intuitive way in which the PKS NETPlan® system modules can be operated has contributed to its success as a market leader among communications systems.

The way in which the modules have been designed reflects the broad range of ways in which they can be used. From correspondence, document and planning management (standard), the seamless monitoring of meeting protocols and work tasks (P) to cost-oriented contract, contract amendment management (CA) and the efficient monitoring of faults (F),

PKS NETPlan® offers a platform which is able to cope with a huge range of demands.

PKS NETPlan® Support


- ◆ Design of the best communications structure for your project at short notice
- ◆ Induction training for your project team
- ◆ Direct training at the workplace and telephone coaching
- ◆ Maintenance and upgrades of the system
- ◆ Concept, structure and management of the project organisation in terms of technical services
- ◆ Consultancy services for project-specific office management

PKS NETPlan® Service

- ◆ Centre of competence for qualified data recording
- ◆ Training centre in Frankfurt am Main
- ◆ Hotline 01805/6387526
(Monday to Friday from 8 am to 6 pm)

PKS NETPlan® System requirement

- ◆ Browser (Internet Explorer)



PKS NETPlan® Your solution for professional plan management

◆ Information – everything at a glance

„PKS NETPlan® drawing management“

All planning documents are recorded in the system and distributed among the project team. Drawings can be entered into the database simply and quickly using a file-name-code. Work procedures can be specified for individual drawings or for a group of plans. It is also possible to use defined, project-specific workflows. Work deadlines are also monitored automatically, and warnings are sent out by email if deadlines are missed. A simple download option means that you can quickly continue work on drawings received.

„System features“

- ◆ Display of the complete project structure and project organogram (also hierarchical)
- ◆ Additional option of individual, user-related structures (individual setting feature)
- ◆ Consistent issuing of legal and access authorisation ensures confidentiality
- ◆ Integrated Role principle used throughout for potential staff changes

PKS NETPlan® offers the following benefits for your project:

- ◆ Up-to- date information
- ◆ Clear summaries
- ◆ Structure
- ◆ Transparent processes
- ◆ Deadlines met
- ◆ Secure flow of information
- ◆ Structured data and document storage
- ◆ Pooled information exchange
- ◆ Saving of costs
- ◆ Saving of time
- ◆ Data security
- ◆ Process-related information
- ◆ High level reporting

For the „PKS NETPlan® Standard module, the complete structure of your project and the project organogram are displayed. As well as the fixed project structure, which can of course also be extended by the project administrators while the project is running, each participant has the option of using a structure which is individually tailored to meet their requirements. This function, among other things together with the integrating role principle throughout, takes „PKS NETPlan® Standard to a unique position among project communications systems.

„Project communication“

Each order contains a list of all job orders, which were assigned to the respective document. Each user recognizes the results of other participants already deposited in this list during processing. So he can coordinate the contribution or discuss it with the other editors. This is documented project communication.

Editor	Posted	From	Job	Due/Actual	Entry	No	Pre	BCC
<input checked="" type="checkbox"/> Electric	19.07.04	Architect_1		-----f	Who many outflows do you need?	1	-	
<input checked="" type="checkbox"/> Mechanic	19.07.04	Architect_1		-----f		2	-	
<input checked="" type="checkbox"/> Project_Manager	19.07.04	Architect_1		-----f	please note two outflows	3	-	
<input checked="" type="checkbox"/> Service_Engineering	19.07.04	Architect_1		-----f		4	-	

◆ Individual Structure - on a easy way

„My folders“

These virtual folders consist of project documents (written documents/plans) which can be stored in well-organised, individual subdivisions (records). You can update modifications to document versions simply by clicking on the mouse. Naturally, you can distribute your folders to other people working on the project with all the normal functions (email, deadline, tracking).

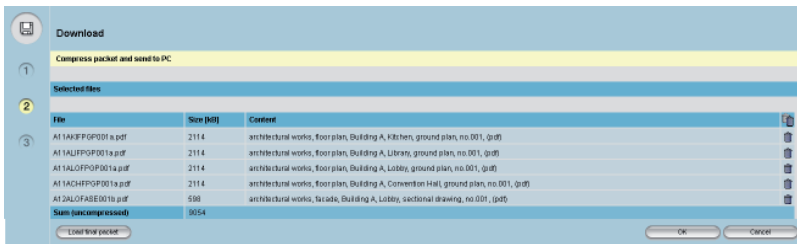
Author/Number	Number	Date	Status	Content
Architect_1	A11ALPFGRS...	02.10.2003	release	architectural works, floor plan, Building A, Library, ground plan, no 001, (pdf)
Architect_1	A11100FAV0...	02.10.2003	release	architectural works, facade, view no. 001, (pdf)
Architect_1	A11CALPAG00...	27.10.2003	index is	architectural works, facade, Building A, Lobby, sectional drawing, no 001, (pdf)
Architect_1	A11CALPAG00...	27.10.2003	index is	architectural works, facade, Building A, Lobby, sectional drawing, no 001, (pdf)
Architect_1	A11CALPAG00...	27.10.2003	release	architectural works, facade, Building A, Lobby, sectional drawing, no 001, (pdf)
Architect_1	A11ALCPFGRS...	02.10.2003	release	architectural works, floor plan, Building A, Lobby, ground plan, no 001, (pdf)
Architect_1	A11ADPFGRS...	02.10.2003	release	architectural works, floor plan, Building A, Connection Hall, ground plan, no 001, (pdf)
Architect_1	A11ADPFGRS...	02.10.2003	release	architectural works, floor plan, Building A, Connection Hall, ground plan, no 001, (pdf)
Architect_1	A11ADPFGRS...	02.10.2003	release	architectural works, floor plan, Building A, Kitchen, ground plan, no 001, (pdf)

◆ Downloading drawings – reach your aim with just a few

◆ Your virtual mailbox – always with the latest information

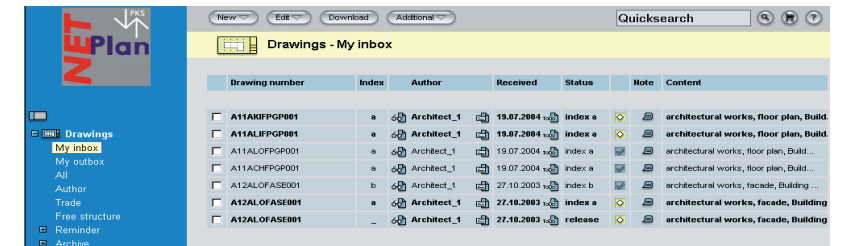
„Download drawings“

You can select drawings which you wish to transfer to your local computer for further processing in different displays and compile them into a single download package. Thenthe data is then compressed and transferred to your computer.



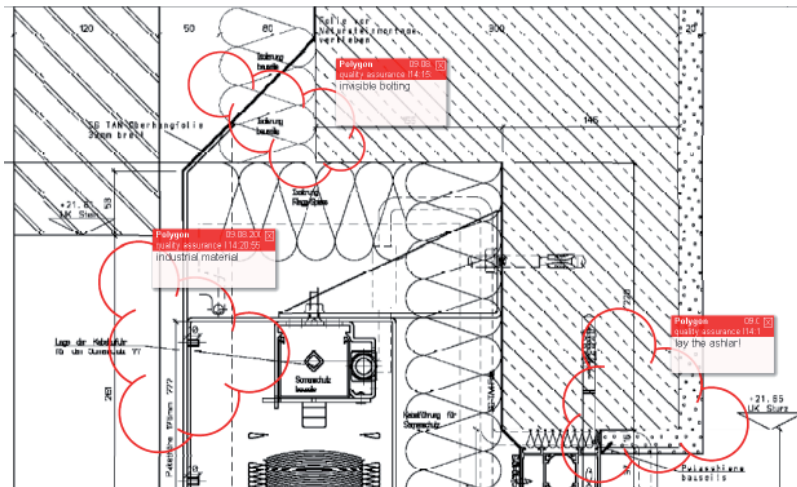
„My incoming list“

Here, you receive an overview of the drawings that have been sent to you, with information about the sender, date, index, drawing number and a brief summary of the content, together with the type of work task. The symbols provide a clear indication of the current status. Drawings which have been dealt with, and which no longer been kept in the incoming list, can be transferred to the filing tray.



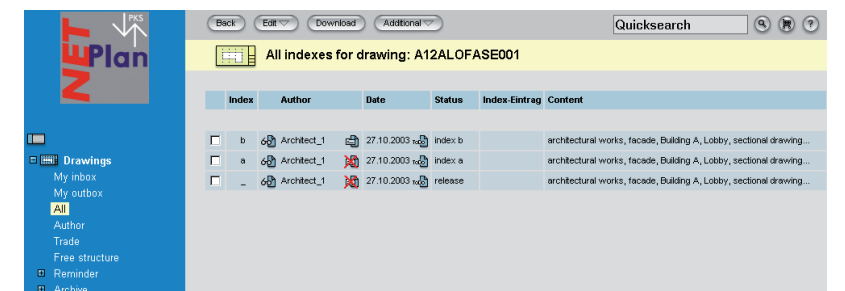
„Electronic checking of drawing “

For electronical examination of drawings you can use redlining-features. Examined drawings can be provided with a digital signature. We have already considered the requirements of digital signature. Together with your comments you are able to put down the associated drawings or to store the results of working separately.



„Automatic index management“

Automatic index management ensures that only the current version is always displayed. You have the option of selecting earlier index status.



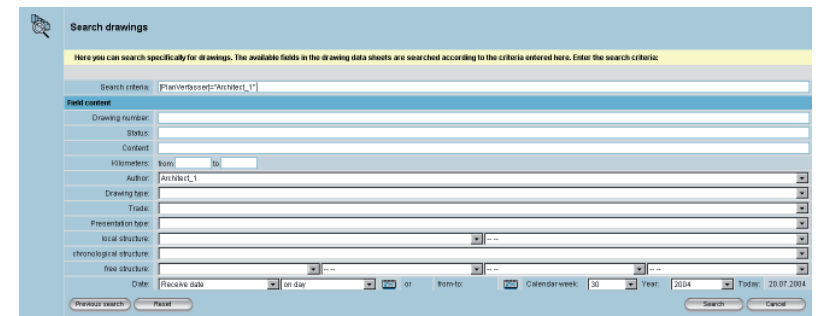
◆ Fast, secure and reliable – your virtual drawing distributor

◆ Plan documents – calling up in seconds



„Upload drawings“
 Drawings which you wish to send to the project team can be transferred to the database quickly and easily regardless of the file format, either individually or as part of a package. A file-name-code defined specifically for the project automatically stores the drawings in the system.

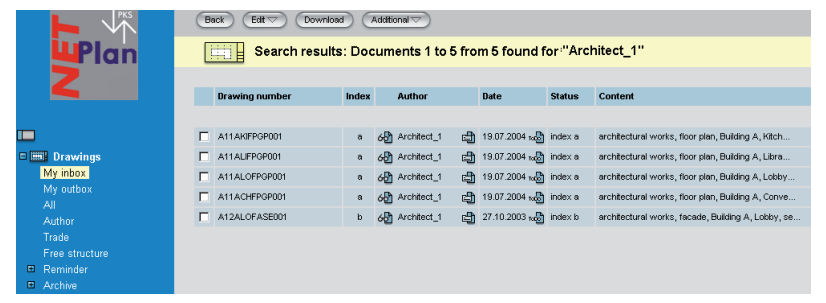
„Search engine (research)“
 A search engine with extensive research options means that you save time calling up drawings and the related procedures. It generates lists of drawings which can be displayed clearly or printed. Evaluations can also be displayed graphically according to different search criteria.



◆ The key to success

chron.structure	local structure	trade	drawing type	curr. no.	status	index
FS Feasibility study	0 Ground floor	G General	01 Block plan	001	I Info	a
PD Preliminary design	1 First floor	C Civil engineering	02 Schedule	002	C Check	b
FD Final design	2 Second floor	E Elevators	03 Reinforcement drawing	003	A Approval	c
AD Approval design	3 Third floor	S Severing	04 Layout of forms	004	W Work order	d
-	-	-	-	-	-	-
-	-	-	-	-	-	-
-	-	-	-	-	-	-
-	-	-	-	-	-	-

PD3E01002Ac.pdf



PKS NETPlan
 List of drawings
 Search: "Architect_1" Date: 20.07.2004

Drawing number	Type	Ind	Content	Author	Sent	Status
A12ALOFASE001	001	-	architectural works, facade, Building A, Lobby, sectional drawing, no.001. (pdf)	Architect_1	27.10.2003	release
A12ALOFASE001	001	a	architectural works, facade, Building A, Lobby, sectional drawing, no.001. (pdf)	Architect_1	27.10.2003	index a
A12ALOFASE001	001	b	architectural works, facade, Building A, Lobby, sectional drawing, no.001. (pdf)	Architect_1	27.10.2003	index b

